

Project	Quantity	Item #
Model Specified:		CSI Section 11400

## Roll-In Pizza Proofers

### One & Two Section Models, 32" Deep



Model RPP232L-FHS

Prepared Especially For



One Section Model

RPP132L-FHS

Two Section Model

RPP232L-FHS

The R-Series "L-Height" Roll-In Pizza Proofers are designed for use with 66" high racks, specifically to proof pizza dough. Racks are not supplied by Traulsen. Controlled temperature in the proofer promotes yeast fermentation which generates gas and causes the dough to rise.

## Specifications

### Construction, Hardware and Insulation

Cabinet exterior, including front, one piece sides, louver assembly and doors are constructed of heavy gauge stainless steel. Cabinet interior and door liners are constructed of stainless steel. Exterior cabinet top and back are constructed of heavy gauge aluminized steel. The interior floor and exterior bottom are constructed of stainless steel and insulated with  $\frac{3}{4}$ " of resilient cork. A readily attachable stainless steel ramp is provided.

Doors are equipped with heavy-duty, extruded wiper gasket for sealing to bottom ramp, removable plug cylinder locks and guaranteed for life cam-lift, gravity action, self-closing metal, glide hinges with stay open feature at 120 degrees. Guaranteed for life, work flow door handle is mounted horizontally over recess in door which limits protrusion from door face into aiseways.

Easily removable for cleaning, vinyl magnetic door gasket assures tight door seal.

Cabinet and door contains high density, non-CFC, foamed in place polyurethane insulation.

### Heater System

Tubular heaters are employed for the uniform generation of electric heat. Air is distributed through use of a circulating fan and twin air ducts along each interior side to assure even temperature and air flow throughout the cabinet.

### Controls

A digital electronic temperature controller with two individual countdown timers is provided (one section unit includes one timer only). It is supplied with easy to view temperature indicator displays, conveniently located ON/OFF switch, temperature controls and timers.



Two Section Model Control Shown

## Standard Features

- Stainless Steel Exterior & Interior
- Self-Closing Doors With Stay Open Feature At 120 Degrees
- Guaranteed For Life Cam-Lift Hinges
- Guaranteed For Life Horizontal Work Flow Door Handle
- Stainless Steel Breaker Caps
- Magnetic Snap-In Door Gaskets
- Stainless Steel Rack Guides
- 9 Foot Cord & Plug Attached
- 1 Year Parts And Labor Warranty

## Options & Accessories

- Two Year Service/Labor Warranty Available

### Interior

Maximum rack size with wheels inboard of frame is 21" wide by 29" deep by 66" high. Racks supplied by others.

### Warranties

The standard warranty includes a one year parts and labor warranty on all components and the cabinet. Additional warranties are available at extra cost.



Listed by Underwriters Laboratories Inc., to  
U.S. and Canadian safety standards and  
Listed by NSF International.

**ADVANCE COPY**



TRAULSEN & CO., INC.  
4401 BLUE MOUND RD.  
PHONE 1 (800) 825-8220  
Website: [www.traulsen.com](http://www.traulsen.com)

FT. WORTH, TX 76106  
FAX-MKTG. 1 (817) 624-4302

**Pizza  
Proofers**

Project

Quantity

Item #

Model Specified:

CSI Section 11400

DIMENSIONAL DATA	RPP132L-FHS	RPP232L-FHS
Net capacity cu. ft.	36.0 (1020 cu l)	74.3 (2105 cu l)
Length - overall in.	35 <sup>1</sup> / <sub>2</sub> (90.2 cm)	68 (172.7 cm)
Depth - overall in.	35 <sup>9</sup> / <sub>16</sub> (90.3 cm)	35 <sup>9</sup> / <sub>16</sub> (90.3 cm)
Depth - over body in.	32 (81.3 cm)	32 (81.3 cm)
Depth - with door open 90 degrees in.	63 <sup>1</sup> / <sub>4</sub> (160.7 cm)	63 <sup>1</sup> / <sub>4</sub> (160.7 cm)
Clear door width in.	27 <sup>1</sup> / <sub>8</sub> (68.8 cm)	27 <sup>1</sup> / <sub>16</sub> (68.7 cm)
Clear door height in.	66 <sup>5</sup> / <sub>16</sub> (168.4 cm)	66 <sup>5</sup> / <sub>16</sub> (168.4 cm)
Height - overall in.	83 <sup>1</sup> / <sub>4</sub> (211.5 cm)	83 <sup>1</sup> / <sub>4</sub> (211.5 cm)
Rack Capacity	1	2
ELECTRICAL DATA		
Voltage	208-240/60/1	208-240/60/1
Feed wires with Ground	3	3
Full load amperes	13.0	16.0
Wattage	1800/2400	2700/3600
SHIPPING DATA		
Length - crated in.	41 (104 cm)	73 (185 cm)
Depth - crated in.	44 (112 cm)	44 (112 cm)
Height - crated in.	92 <sup>1</sup> / <sub>2</sub> (235 cm)	92 <sup>1</sup> / <sub>2</sub> (235 cm)
Volume - crated cu. ft.	97 (2748 cu l)	172 (4872 cu l)
Net Wt. lbs.	435 (197 kg)	700 (318 kg)
Gross Wt. lbs.	545 (247 kg)	865 (392 kg)

**NOTES**

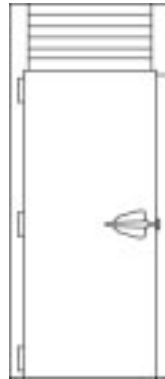
NOTE: Figures in parentheses reflect metric equivalents.



**Supplied With One NEMA L6-20P  
Twist-Lock Plug**

Full load amps and plug style may vary depending on electrical options chosen and condensing unit employed.

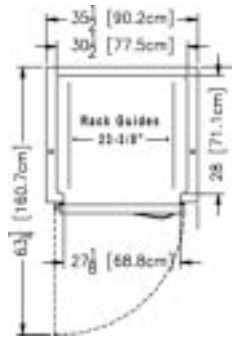
Elevation - RPP132L-FHS



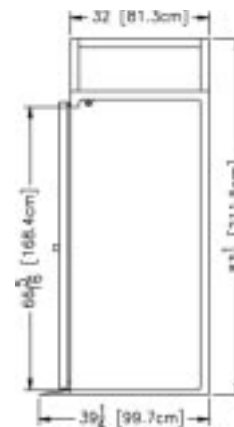
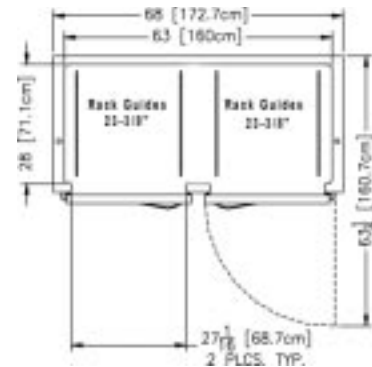
Elevation - RPP232L-FHS



Plan - RPP132L-FHS



Plan - RPP232L-FHS



Section - All Models

**NOTE: Freight charges are FOB factory for dock to dock delivery within the continental USA. Liftgate delivery charges are additional. For inside delivery charges, please contact your distributor.**

Continued product development may necessitate specification changes without notice.  
Part No. TR-999 (revised 11/02)

**Pizza  
Proofers**

**TRAULSEN & CO., INC.**  
4401 BLUE MOUND RD.  
PHONE 1 (800) 825-8220  
Website: [www.traulsen.com](http://www.traulsen.com)

**FT. WORTH, TX 76106**  
FAX-MKTG. 1 (817) 624-4302

**Traulsen**